




EX2400/EX3600 Automated Nucleic Acid Extraction System





Product Introduction

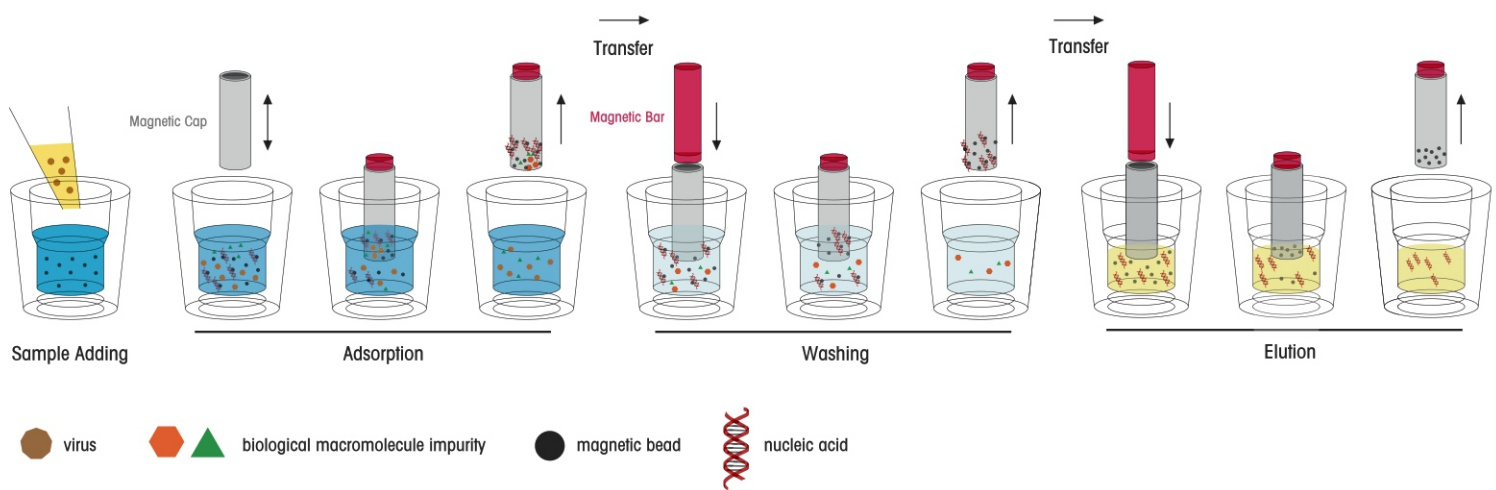
EX2400 and EX3600 are two fully automated platforms for nucleic acid extraction. Using the latest magnetic bead technology, the system provides high efficiency with simple operation. Multiple nucleic acid samples can be processed simultaneously. The entire process only takes 20 minutes. The system can extract nucleic acids from various samples including whole blood, plasma, serum, cells, milk, feces, etc.



Principle of the System

The principle underlying magnetic bead procedures involves negatively-charged nucleic acids binding to magnetic beads reversibly, washing and elution as follows -

- (1) **Binding:** nucleic acids released from the sample are bound to the magnetic beads
- (2) **Washing:** non-nucleic acid components are removed
- (3) **Elution:** purified nucleic acids are released from beads into the elution buffer



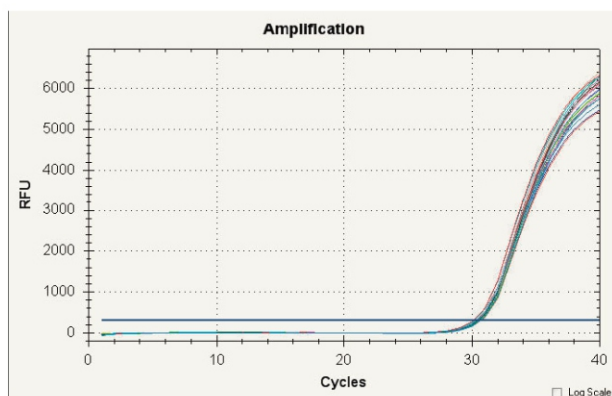


Features

- **Automation solution**
The fully automated system provides a streamlined workflow to avoid tedious manual operation.
- **Simple operation**
After samples are added, the entire process can be initiated with the push of a button.
- **Multiplexing capability**
The system can process 24 to 36 samples per run.
- **Fast process**
Purification only takes 20 minutes.
- **Reliable quality**
The automation system improves purification quality compared to manual operation.
- **Safety measurement**
The system runs in a closed environment which reduces potential risks for the contamination from pathogens or chemicals.
- **Prevention of sample contamination**
The build-in UV lamp destroys the residual nucleic acids after each run to prevent potential nucleic acid contamination in the next run.

Case studies

- Real Time PCR assay using 24 DNA templates purified from one sample by one operation. The result showed that similar amplification curves were observed.



Fluorescent Amplification Curves (n=24)

- Agarose Gel Electrophoresis using 17 DNA templates purified from one sample by one operation. The result showed that 17 similar DNA bands were observed.



Agarose Gel Electrophoresis (n=17)

Parameters and Specifications

Product Name	EX2400 Automated Nucleic Acid Extraction	EX3600 Automated Nucleic Acid Extraction
Cat. #	IE-0001	IE-0002
Sample Volume	20-200ul	20-200ul
Sample Quantity	24 units/time	36 units/time
CMOD	1	1
Sample Handling Time	20 min	20 min
Magnetic Bead Collection Efficiency	≥99%	≥99%
96 Well Plate	2	3
Magnetic Bar	24	36
Magnetic Cap (disposable)	2 strips (12 well/strip)	3 strips (12 well/strip)
Keypad	Start/ Stop/ Direction Keys	Start/ Stop/ Direction Keys
Monitor	LCD (text display)	LCD (text display)
UV lamp	Available	Available
Boundary dimension (L*W*H)	45*38*43cm	53*50*45cm
Net weight	20 kg	30 kg
Operation Condition	Room temperature	Room temperature

Liferiver is a leading PCR-based molecular diagnostics solution provider, developing, manufacturing & marketing real time PCR diagnostic kits as well as instruments. We offer over 300 testing kits covering most infectious diseases, genetic diseases, tumors, organ transplants & others.



corporate@triviron.com | www.triviron.com